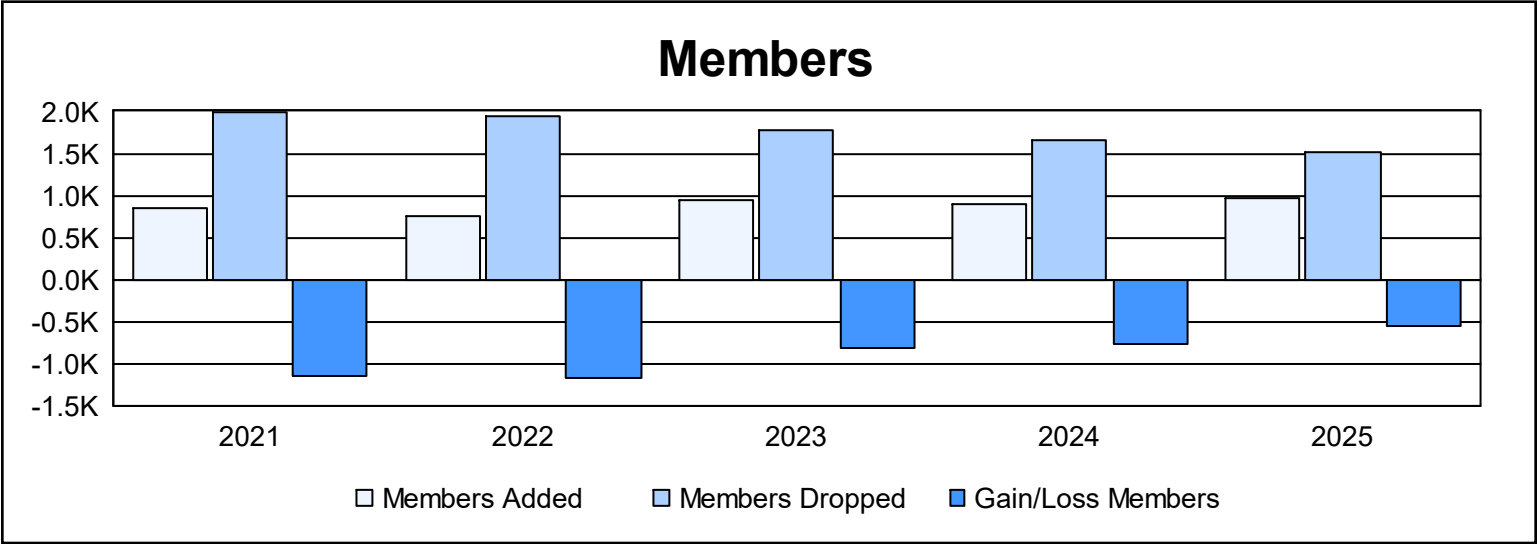
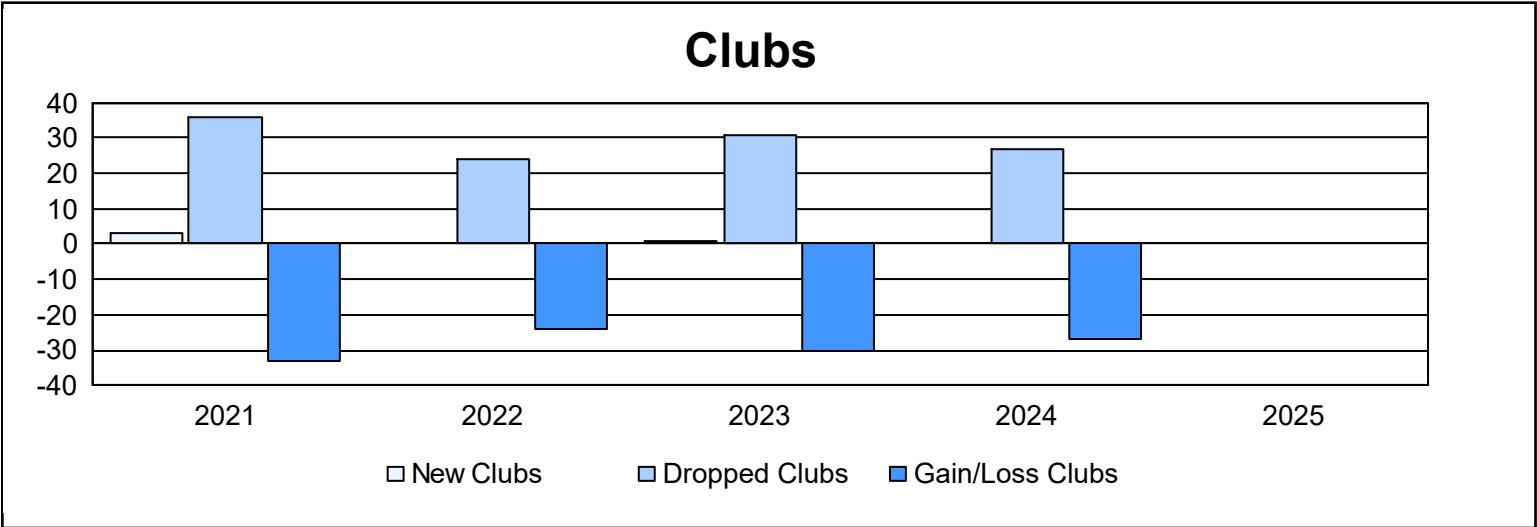
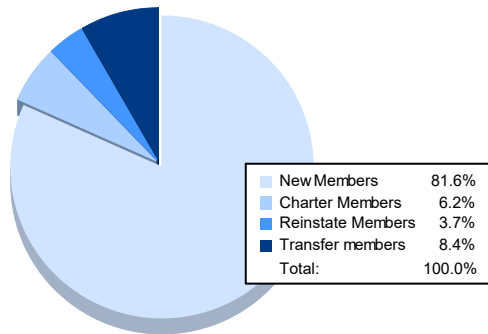


Year	New Clubs	Dropped Clubs	Gain/ Loss Clubs	New Members	Charter Members	Reinstate Members	Transfer Members	Total Member Added	Total Members Dropped	Gain/ Loss Members
2020-2021	3	36	-33	567	93	16	170	846	1,988	-1,142
2021-2022	0	24	-24	640	10	13	96	759	1,934	-1,175
2022-2023	1	31	-30	802	31	11	105	949	1,772	-823
2023-2024	0	27	-27	766	8	13	103	890	1,658	-768
2024-2025				786	60	36	81	963	1,519	-556
Average	1	30	-29	712	40	18	111	881	1,774	-893



### Membership Composition June 2025 Cumulative



### Gender Composition June 2025 Cumulative

